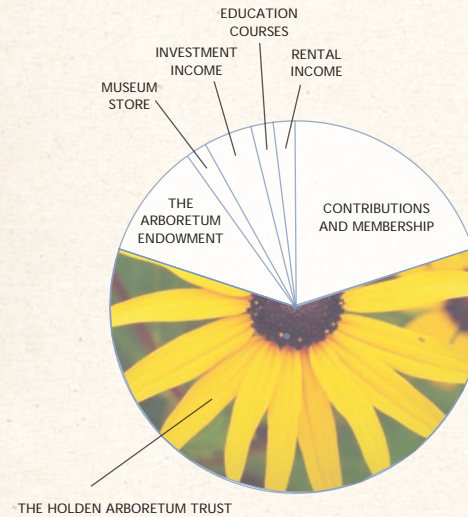


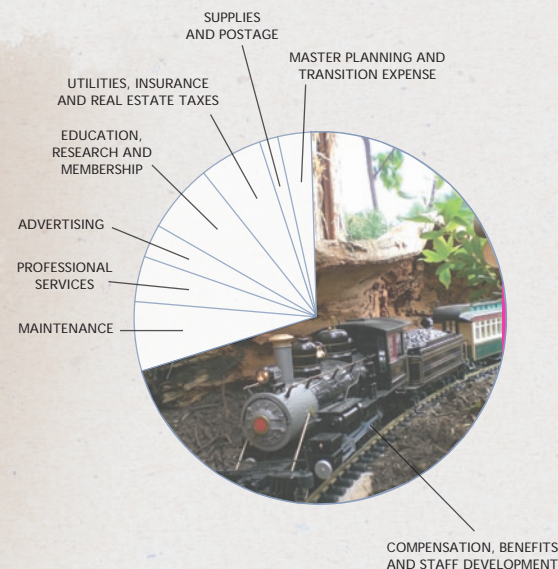
Financial report*

Oct. 1, 2006-Sept. 30, 2007

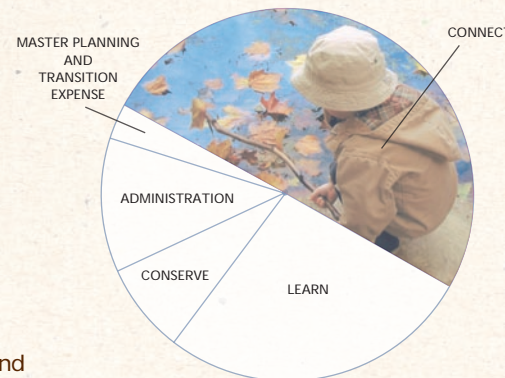
	2007		2006	
<i>Support and revenue</i>	\$	%	\$	%
Contributions and Memberships	\$1,521,791	20 %	1,625,631	22 %
The Holden Arboretum Trust	4,481,730	60	4,169,159	57
The Arboretum Endowment	757,620	10	706,971	10
U.S. Government Grants	17,000	0	0	0
Special Events (Net)	35,865	0	139,930	2
Admissions	35,779	0	49,329	1
Museum Store Gross Profit	123,789	2	82,852	1
Investment Income	263,997	4	325,529	4
Rental Income	154,118	2	127,272	2
Education Courses	111,122	2	82,683	1
Other Income	24,450	0	28,635	0
Total Support and Revenue	\$7,527,261	100 %	7,337,991	100 %



<i>Expenses</i>				
Comp., Benefits and Sta Development	\$5,205,551	70 %	5,033,269	69 %
Maintenance	417,231	6	411,254	6
Professional Services	291,674	4	253,937	3
Advertising	230,848	3	169,792	2
Utilities, Insurance and Real Estate Taxes	437,409	6	420,387	6
Education, Research and Membership	435,000	6	488,250	7
Supplies and Postage	108,547	2	146,422	2
Master Planning and Transition Expense	259,809	3	270,593	4
Technology	20,508	0	52,940	1
Projects & Other	36,767	0	48,509	0
Total Expenses	\$7,443,344	100 %	\$7,295,353	100 %
Increase/(Decrease) in Net Assets from Operations	\$83,917		\$42,638	



<i>Expenses by mission</i>				
Connect	\$3,724,021	50 %	\$3,691,915	51 %
Learn	1,976,958	27	1,851,096	25
Conserve	563,888	8	581,343	8
Administration	918,668	12	900,406	12
Master Planning and Transition Expense	259,809	3	270,593	4
Total	\$7,443,344	100 %	\$7,295,353	100 %



Volunteer hours

Department and Program	Hours	Volunteers
THE HOLDEN EXPRESS		
Safety/Security	20	5
Volunteer Training	659	135
Education Events/Theme Weekends	123	45
Outreach/Home and Garden Show	81	22
Holden Express Preview Party	477	35
Engineer	1,207	39
Station Master	963	44
Conductor	662	30
Depot Attendant	511	30
Shuttle Driver	397	17
Office Support	358	6
Development	158	18
Gardeners	48	11
	5,664	437
CONSERVATION		
Bluebird Project	1,620	52
Dirt Devils	230	9
Land Stewards	69	6
24 Hours at Holden	10	2
	1,929	69
EDUCATION		
Education Events/Theme Weekends	204	79
Garden Partners	200	11
Library	353	11
School Guiding Program	1,252	36
Volunteer Interpreter Program	1,449	43
Wellness Program	71	9
	3,529	189
EXTERNAL AFFAIRS		
Office Support	311	14
Development	618	18
Marketing	175	4
	1,104	36
GUEST SERVICES		
Exhibit/Office Support	216	16
Museum Store	2,752	43
Outreach	1,639	21
Beer Tasting	79	23
Goblins in the Garden	484	43
Pancake Breakfast	505	64
Plant Sale (Spring and Fall)	896	131
WinterFest	168	36
WinterBlooms	128	16
Bouquets	127	29
	6,994	422
HORTICULTURE		
Office Support	92	16
Gardeners/Trails	682	23
Plant Recorders	251	4
Nursery	297	7
	1,322	50
LANTERN COURT		
Gardeners	543	7
Holiday Idea House	1,012	73
Hostesses	75	8
House and Garden Tours	67	13
House Committee	47	3
Jelly Makers	608	9
	2,352	113
RESEARCH		
David G. Leach Research Station	327	10
Laboratory Assistant	104	1
	431	11
HUMAN RESOURCES		
Office Support	134	17
Volunteer Training	203	88
	337	105
TOTAL	23,662	1,432

Actual volunteers: 540. Volunteers at 1,432 represents a 61% overlap of volunteer assignments. At \$18.77 per hour, annual volunteer time is equivalent to \$444,136
SOURCE: Independent Sector

*Data in this reporting format includes the Unrestricted General Fund and the Temporarily Restricted Fund