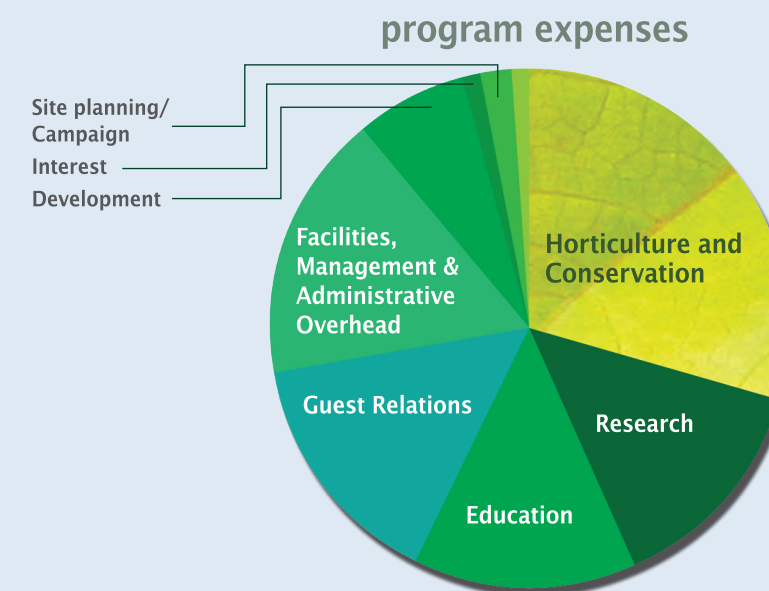

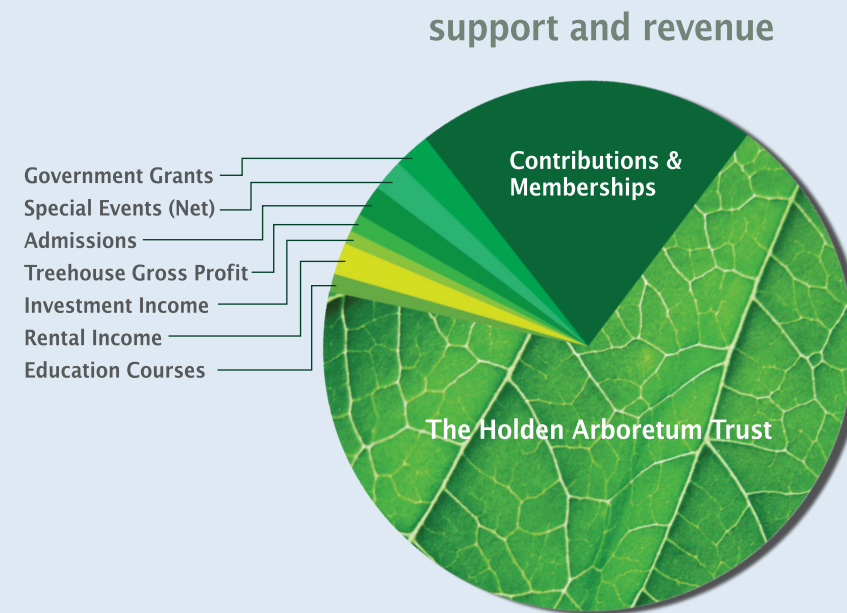


# Financial Report\* Oct. 1, 2008-Sept. 30, 2009

	Operating Results			
	2009		2008	
	\$	%	\$	%
<b>Support &amp; Revenue</b>				
Contributions & Memberships -- (Note A)	1,456,980	21%	2,095,400	24%
The Holden Arboretum Trust	4,725,292	68%	5,013,184	58%
The Arboretum Endowment	0	0%	664,114	8%
U. S. Government Grants	70,000	1%	86,000	1%
Special Events (Net)	108,730	2%	127,132	2%
Admissions	43,307	1%	42,823	0%
Treehouse Gross Profit	46,849	1%	82,253	1%
Investment Income	155,208	2%	223,580	3%
Rental Income	154,065	2%	164,139	2%
Education Courses	111,293	2%	109,641	1%
Other Income	20,150	0%	21,675	0%
<b>Total Support &amp; Revenue</b>	<b>6,891,874</b>	<b>100%</b>	<b>8,629,941</b>	<b>100%</b>
<b>Expenses</b>				
Comp., Benefits & Staff Development	4,537,902	68%	5,238,254	68%
Maintenance	575,578	9%	632,775	8%
Professional Services	233,269	4%	276,690	4%
Advertising	96,460	1%	199,647	3%
Utilities, Insurance & Real Estate Taxes	380,636	6%	398,390	5%
Education, Research, & Membership	513,585	8%	552,812	7%
Supplies & Postage	85,511	1%	110,207	2%
Site Planning/Capital Campaign	144,450	2%	71,432	1%
Technology	17,766	0%	153,820	2%
Projects & Other	23,928	0%	35,316	0%
Interest	44,333	1%	0	0%
<b>Total Expenses</b>	<b>6,653,418</b>	<b>100%</b>	<b>7,669,343</b>	<b>100%</b>
<b>Increase/(Decrease) in Net Assets from Operations</b>	<b>238,456</b>		<b>960,598</b>	
<b>Program Expenses</b>				
Horticulture and Conservation	2,005,077	30%	2,693,306	35%
Research	918,346	14%	1,005,147	13%
Education	967,894	14%	1,059,404	14%
Guest Relations	977,234	15%	1,315,453	17%
Facilities, Management and Administrative Overhead	1,127,289	17%	1,071,036	14%
Development	468,795	7%	453,565	6%
Interest	44,333	1%	0	0%
Site Planning/Campaign	144,450	2%	71,432	1%
<b>Total Expenses</b>	<b>6,653,418</b>	<b>100%</b>	<b>7,669,343</b>	<b>100%</b>

\*Data in this reporting format includes the Unrestricted General Fund and the Temporarily Restricted Fund Note A -- FY08 Contributions and memberships includes \$691,000 of one-time donor restricted gifts for expenditures in the Property Fund.



Department and Program	Hours	Volunteers
<b>Development</b>		
Development Committee	700	20
Office Support	637	12
Summer Soirée	687	79
subtotal	2,024	111
<b>Education</b>		
Garden Partners	208	11
Library	567	16
Office Support	142	9
Outdoor Education Assistant	140	13
School Guiding Program	909	44
Volunteer Interpreter Program	2,004	32
Wellness Program	38	8
subtotal	4,008	133
<b>Guest Relations and Communications</b>		
Exhibit/Office Support	229	25
Marketing	146	9
Outreach	192	64
Special Events	2,152	185
subtotal	2,719	283
<b>Horticulture and Conservation</b>		
Bird Survey	190	4
Bluebird Project	2,300	74
Dirt Devils	279	12
Garden/Trails	928	29
Conservation/Plant Restoration	326	20
Nursery	365	14
Plant Records	262	7
subtotal	4,650	160
<b>Human Resources and Administration</b>		
Office Support	479	25
Police/Trail Monitor	132	17
Volunteer Training	152	76
subtotal	763	118
<b>Lantern Court</b>		
Gardens	931	19
Tours, Hostesses and Other Support	295	20
House Committee	52	3
Jelly Makers	372	7
subtotal	1,650	49
<b>Research</b>		
David G. Leach Research Station	522	9
subtotal	522	9
<b>GRAND TOTAL</b>	<b>16,336</b>	<b>854*</b>

\*Actual volunteers: 533 Volunteers at 854 represents a 38% overlap of volunteer assignments. At \$25.25 per hour, annual volunteer time is equivalent to \$330,804. Source: Independent Sector